

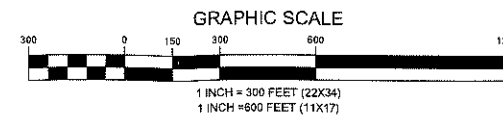


NO SCHOOLS IN VICINITY TO SHOW



MATCH LINE SHEET 02

350' RADII AROUND NODE LOCATIONS



ENGINEERING FIRM

NB+C
TOTALLY COMMITTED.

NB+C ENGINEERING SERVICES, LLC.
1777 SENTRY PARKWAY WEST
VEVA 17, SUITE 400
BLUE BELL, PA 19422
(267) 460-0122

APPLICANT

extenet
SYSTEMS
OUR NETWORK EVERYWHERE.
3030 WARRENVILLE ROAD, SUITE 340
LISLE, IL 60532
(630) 505-3800

SITE INFORMATION

VILLAGE OF PORT
WASHINGTON
NASSAU COUNTY

DESIGN RECORD

REVISIONS

REV	DATE	DESCRIPTION	BY
0	09/20/19	PRELIMINARY	TG

PROFESSIONAL STAMP

ENGINEER

SHEET TITLE

**NORTH PORT
WASHINGTON**

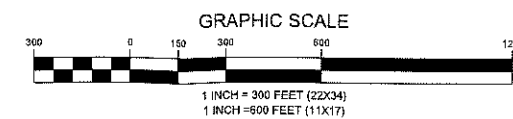
SHEET NUMBER

SHEET
01 OF 02

MATCH LINE SHEET 01



350' RADII AROUND NODE LOCATIONS



ENGINEERING FIRM

NB+C
TOTALLY COMMITTED.

NB+C ENGINEERING SERVICES, LLC.
1777 SENTRY PARKWAY WEST
VEVA 17, SUITE 400
BLUE BELL, PA 19422
(267) 460-0122

APPLICANT

extenent
SYSTEMS
YOUR NETWORK. EVERYWHERE.

3030 WARRENVILLE ROAD, SUITE 340
LISLE, IL 60532
(630) 505-3800


SITE INFORMATION

VILLAGE OF PORT WASHINGTON
NASSAU COUNTY

DESIGN RECORD

REVISIONS			
REV	DATE	DESCRIPTION	BY
0	09/20/19	PRELIMINARY	TG

PROFESSIONAL STAMP



ENGINEER



SHEET TITLE

SOUTH PORT WASHINGTON

SHEET NUMBER

SHEET
02 OF 02